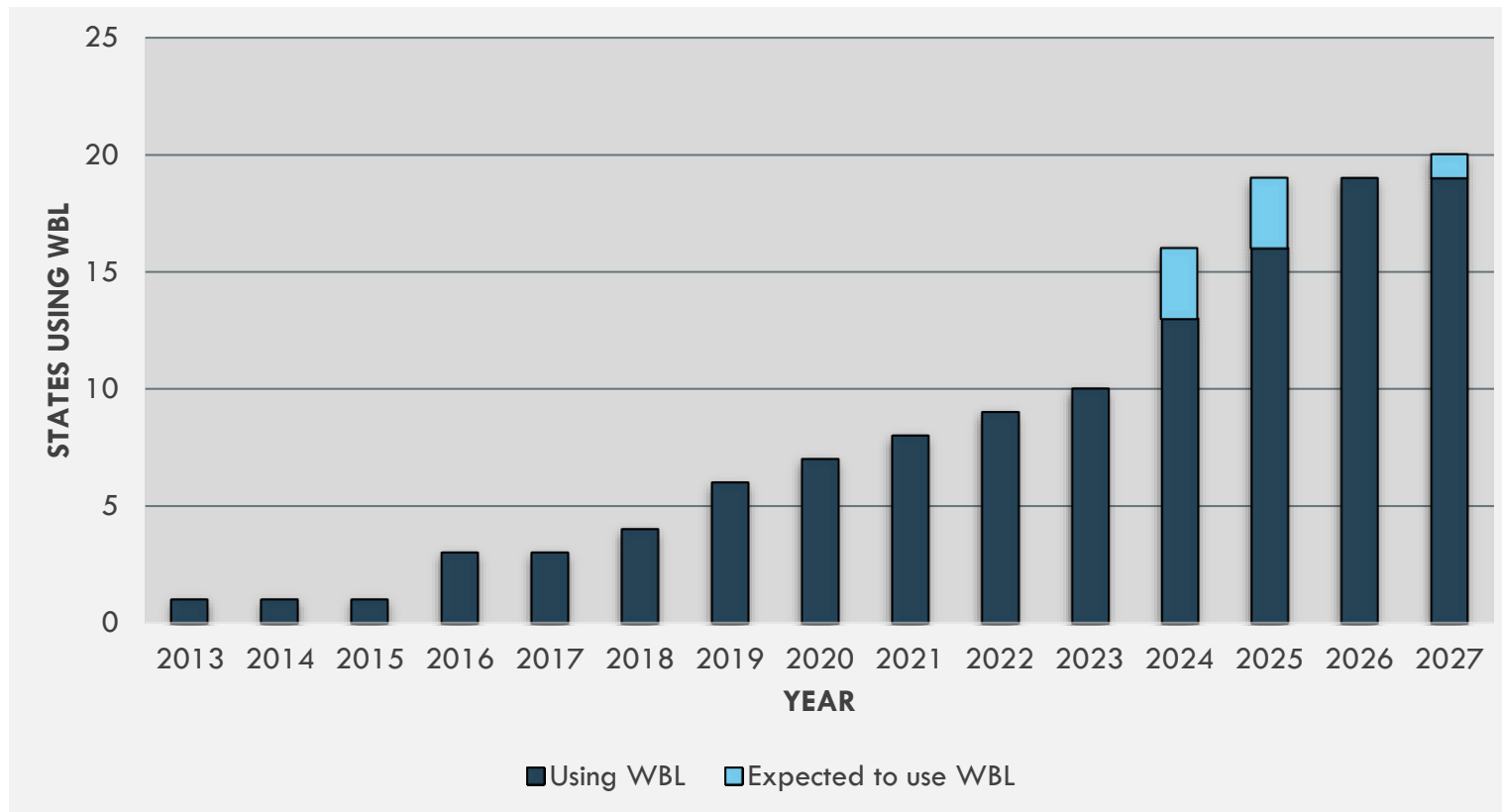


A background network diagram consisting of a complex web of thin, light blue lines connecting various circular nodes. The nodes vary in size and color, with some being solid dark blue and others being light blue or white with a dark blue outline. The overall aesthetic is clean, modern, and technical.

INTEGRATED SOURCE MANAGEMENT PORTFOLIO UPDATES

Ernesto Quinones
August 21, 2024

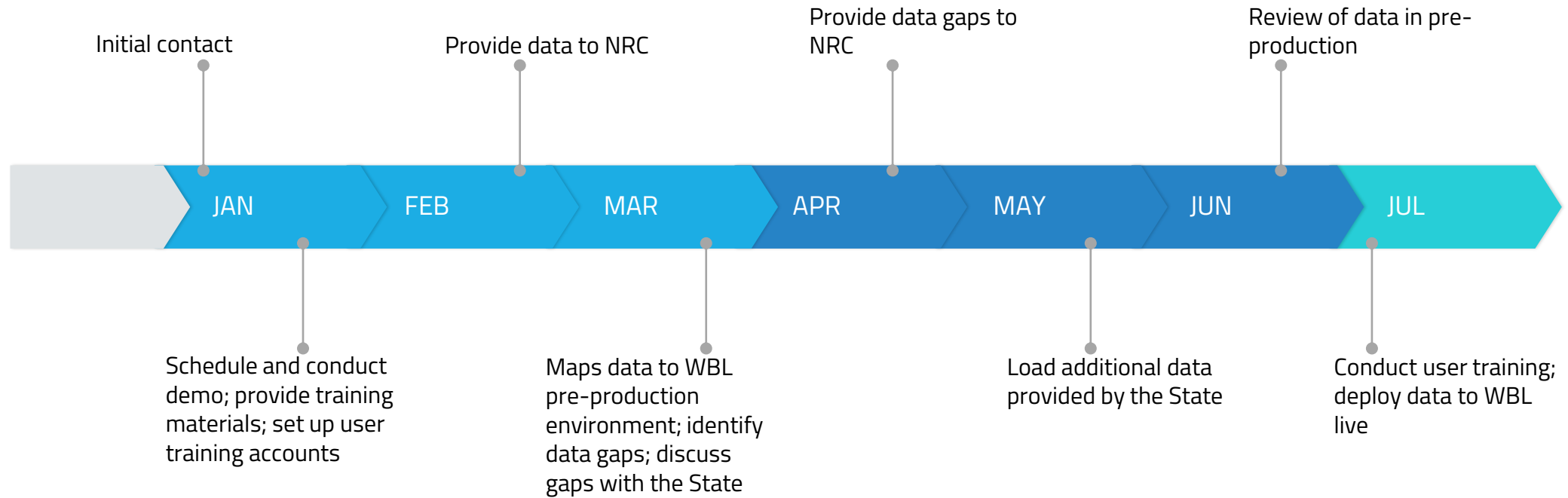
STATUS OF WBL USE BY AGREEMENT STATES



Year	Using WBL	State	Expected to use WBL	State
2013	1	CO		
2014	1			
2015	1			
2016	3	WI, MN		
2017	3			
2018	4	NC		
2019	6	VT, MA		
2020	7	TN		
2021	8	KS		
2022	9	MS		
2023	10	NE		
2024	13	SC, NV, AR	3	OH, VA, ME
2025	16		3	CT, IN, NY
2026	19			
2027	19		1	WV

EXAMPLE OF ONBOARDING ACCELERATED SCHEDULE

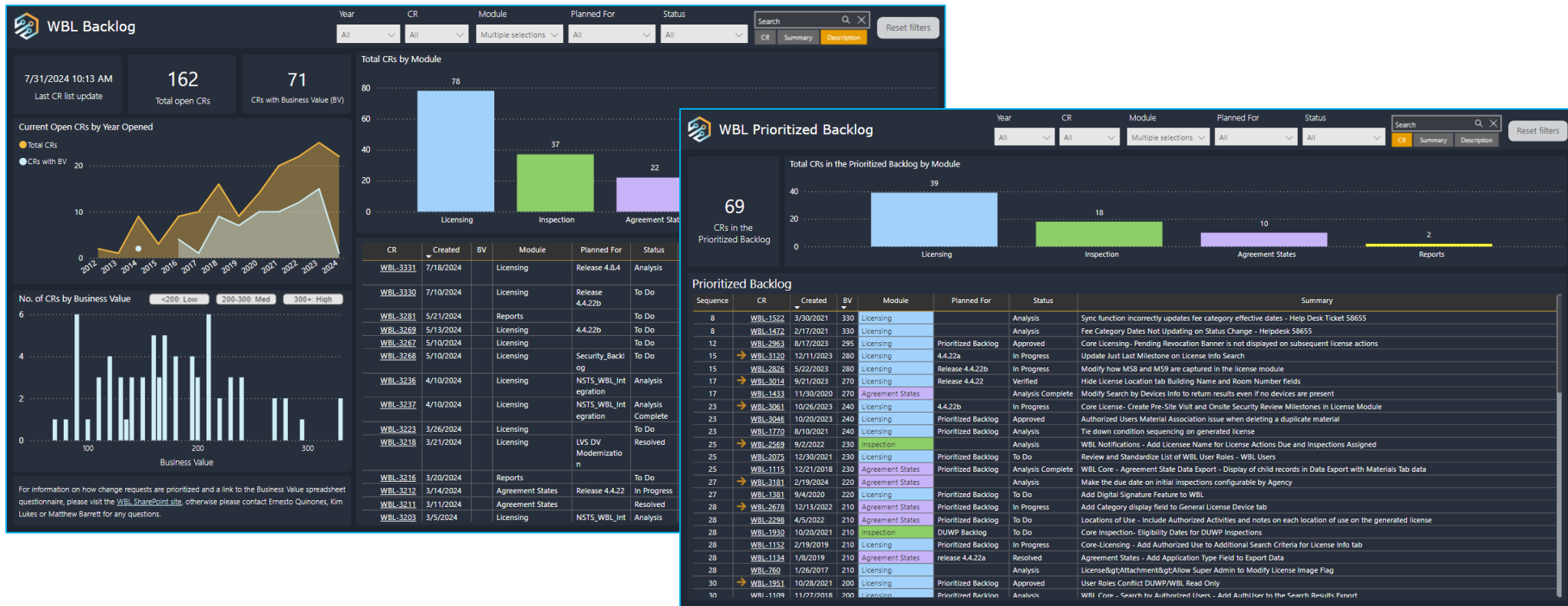
Agreement State



NRC

STAKEHOLDER INVOLVEMENT

- WBL users directly influence planned system enhancements



ONGOING/FUTURE ENHANCEMENTS TO WBL

External submissions
of applications
(online Forms 313
and 241)

Agreement State
training tracking

Integration with
NSTS

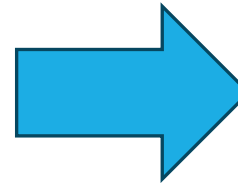


BENEFITS OF WBL/NSTS INTEGRATION

- **Centralized licensing data:** ensures consistency and reduces discrepancies
- **Improved data accuracy:** ensures that NSTS contains up-to-date licensing information
- **Operational efficiency:** eliminates the need to maintain data synchronized between systems
- **User experience:** users have a more streamlined experience with a single, integrated system
- **Cost savings**

ENHANCEMENTS TO NSTS USER EXPERIENCE

The screenshot shows the NSTS Main Menu. At the top, it features the U.S. NRC logo and the NSTS National Source Tracking System title. Below this, it displays the date (08/05/2024), version (2.9.4a), and user information (User ID: ismpelq001, Administrative user). The main content area is titled "NSTS Main Menu" and includes a "Help" link. A message states: "You are an NSTS administrative user with multiple administrative roles. Please select a role and click Continue." Below this, there is a dropdown menu for "Administrative User Roles" currently set to "NSTS Analyst" and a "Continue" button. The menu is organized into four sections: "Source Management" (with links like View Licensee's Inventory, Record Lost or Stolen Sources, etc.), "Transfer Management" (with links like Query Transfers/Receipts, Review Transfer History, etc.), "License Management" (with links like Record Licensee Transactions, Create License, etc.), and "Help and Support" (with links like Training, User Guide, Support).



The screenshot shows the NSTS Dashboard. At the top, it features the U.S. NRC logo and the NSTS National Source Tracking System title. Below this, it displays the date (02/26/2024), version (2.9.3), and user information (User ID: isemtbl001, Manufacturer). The dashboard is divided into several sections: "Inventory Overview" (with a bar chart showing Inventory Quantity and Build Quantity), "Help and Support" (with links for Training, User Guide, Support), "Critical Alerts" (with a list of alerts, including "Transfer from Beta Company, LTD estimated arrival: 3/2/2024 must be received by 3/12/2024"), "User Summary" (with a table of users for ACME Industries Inc., including User ID, User Name, Current Status, and Access History), "Recent Activities" (with a table of recent activities), "Actions" (with icons for Source Management, Transfer Management, Verification, Unrecorded Information, Upload Information, and Alert Management), and "Quick Links" (with a list of links like Transfer Sources, Receive Sources, Manufacture New Sources, etc.).

ENHANCEMENTS TO NSTS USER EXPERIENCE

- **Customizable landing page:**
 - Users can personalize their dashboard by selecting and arranging widgets. Examples of widgets include Inventory Overview, Critical Alerts, User Login Summary, Recent Inventory Activities, Quick Links
- **Other licensee user improvements:**
 - Ability to update and manage contact details (excluding the main license contact and RSO) for improved communications with regulatory agency staff
 - Enhanced functionality to assign sources directly to a device
 - Inventory report with device information
 - External interface to submit transactions (online Form 748)
- **Regulatory agency features:**
 - Inventory report with license, source, and GPS information – can be used for situational awareness when uploaded into Google Earth




THANKS!

Questions?

Contact:

 Ernesto.Quinones@nrc.gov

 (301) 415-0271